

ABBHEY HILL PRIMARY SCHOOL AND NURSERY

Achieving our Dreams Together



OUR CHARACTER
CURRICULUM



TABLE OF CONTENTS



01

ABOUT OUR CHARACTER CURRICULUM

02

WHAT MAKES AN ABBEYHILLIAN?

03

HOW TO DELIVER

04

THE CURRICULUM OUTLINE

About

OUR CHARACTER CURRICULUM



Professor James Arthur (Director of the Jubilee Centre for Character and Virtues) states that “we learn how to live well by practising it in the varied, and complex situations of our own lives”. We WANT our pupils and staff to live well and have adapted our own response to Character Education to help us all to achieve this.

The atmosphere, ethos and values of our school are very important to us. We recognise the important part school plays in supporting our Abbeyhillians to become successful young people who hold values, beliefs and attitudes that enable them to succeed in later life.

We also believe strongly in the sense of belonging felt at Abbey Hill and this is something ALL of us work hard to foster.

The intention of this simple curriculum is to help our pupils become aware of the process of how they grow in the values and characteristics so that they do not simply know the words, but can embody the actions.

This encompasses a series of discrete, termly activities. These are derived from The Jubilee Centre for Character and Virtues. However, we have adapted this to meet the needs, context and priorities of Abbey Hill.

Here is to us all living a good life here on the hill.

Mr. J-N

WHAT IS AN ABBEYHILLIAN?



Our pupils and our staff are **Abbeyhillians**. We belong to a polite, respectful, together community.

ABBHEYHILLIANS HAVE

Being an Abbeyhillian is characterised by our behaviours, attitudes and conduct towards each other and our school.

Abbeyhillians are polite, respectful and together. They behave with positive language, positive actions and positive relationships.

This is important to us because it helps us to ensure, as one pupil put it, that our school is a "safe and enjoyable" place to be.

Our rules and our relational approach is underpinned by these behaviours and characteristics. To support our pupils and staff in us all achieving a safe and enjoyable school, we have developed a simple characteristics curriculum.



Positive language



Positive actions



Positive relationships

SO ABBHEYHILLIANS ARE



Polite



Respectful



Together

HOW TO DELIVER

Each term, each of the 3 characteristics are 'taught' in discrete sessions or activities. Significant national or world 'days' reinforce key messages.



Sitting alongside the school's SCARF curriculum, each of the 3 characteristics (Polite, Respectful, Together) has one or two designated sessions/activities which can be taught. This means, each term, pupils study each characteristic at least once.

Activities or sessions are derived from the The Jubilee Centre for Character and Virtues' curriculum guide.

Each session has a clearly defined learning objective as well as guidance for teachers on a suggested input and activity for the lesson.

Staff are encouraged and able to review the intended lesson content in advance and make any refinements pertinent to their class.

The curriculum is currently arranged into phases. This is a deliberate decision based on the content of the lesson and the relevance to the school. Content has been carefully matched so what is needed and intended. Content may be reviewed in subsequent academic years to ensure it continues to reflect our school community.

THE CURRICULUM OUTLINE

RECEPTION AND KS1

RECEPTION AUTUMN



Polite Good manners



Together Saying sorry

RECEPTION SPRING



Polite The Alphabet of Kindness



Respectful Showing respect in the classroom (A)



Together The Biggest Snowman

RECEPTION SUMMER



Respectful Showing respect in the classroom (B)



Together Working together to help

Good Manners revisited



Polite

How does The Ugly Duckling Feel?



Respectful

Many hands make light work



Together

YEAR 1/2 AUTUMN

Courtesy in the Classroom



Polite

Classroom rules that help us
show respect



Respectful

Working together to achieve a
challenging task



Together

YEAR 1/2 SPRING

Aesop's Fable



Polite

Playground Rules that help us
show respect



Respectful

Mending a friendship



Together

YEAR 1/2 SUMMER

THE CURRICULUM OUTLINE

KEY STAGE TWO

YEAR 3/4
AUTUMN

PLEASE... Polite

Courtesy to others



Respectful

Showing respect whilst out and about



Together

People who need our help

YEAR 3/4
SPRING

PLEASE... Polite

Courtesy on trips



Respectful

Powerful Respect



Together

People who need our help

YEAR 3/4
SUMMER

PLEASE... Polite

Courtesy to our neighbours



Respectful

Powerful Respect



Together

Helpfulness in our class

What would a kind school look like?

PLEASE... Polite

Similarities and differences



Respectful


Helpfulness in our family




Together

YEAR 5/6
AUTUMN


Being tactful (A) PLEASE... Polite

Human Rights (A)  Respectful

Who would you help? (A)  Together

YEAR 5/6
SPRING

Being tactful (B) PLEASE... Polite

Human Rights (B)  Respectful

Who would you help? (B)  Together

YEAR 5/6
SUMMER



OTHER DATES OR EVENTS



INTERNATIONAL DAY OF PEACE
21ST SEPTEMBER



ANTI-BULLYING WEEK
11TH - 17TH NOVEMBER
WORLD RELIGION DAY
21ST JANUARY



RANDOM ACTS OF KINDNESS WEEK
14TH FEBRUARY
WORLD AUTISM AWARENESS DAY
2ND APRIL



PRIDE MONTH
JUNE